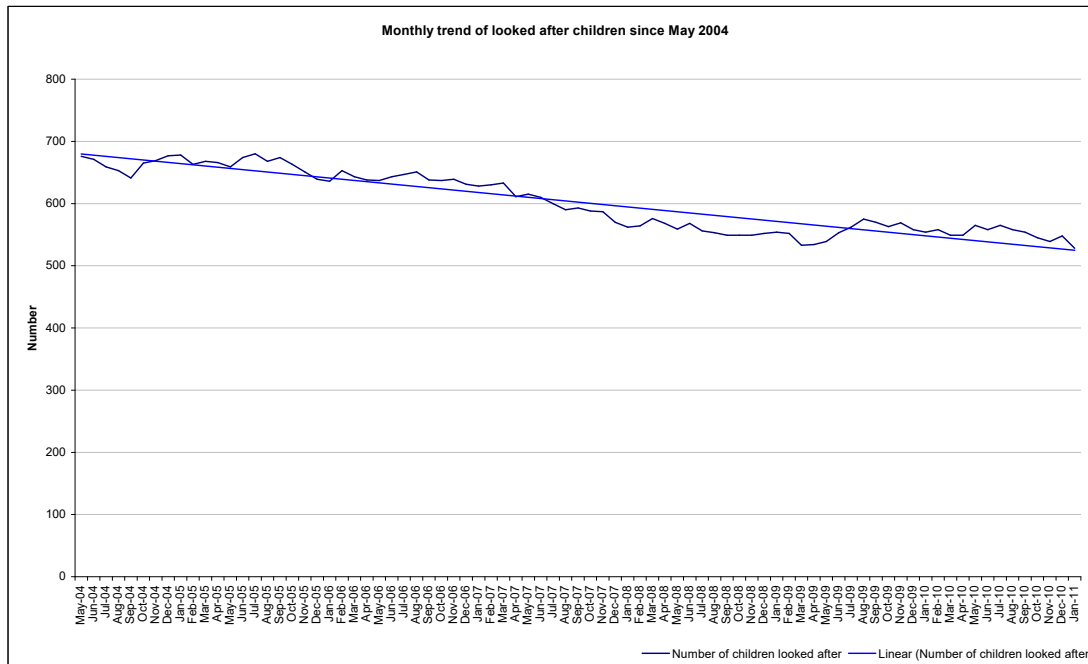


Appendix 1

Looked after children and Interim Care Orders

Number of children looked after has steadily declined over the last 12 months to reach 525 as at end January 2011. This is a considerable improvement on end of March 2010 figures and is the lowest over the last five years. This also impacts on our rate of looked after children, which is now 95 per 10,000 children aged under 18.

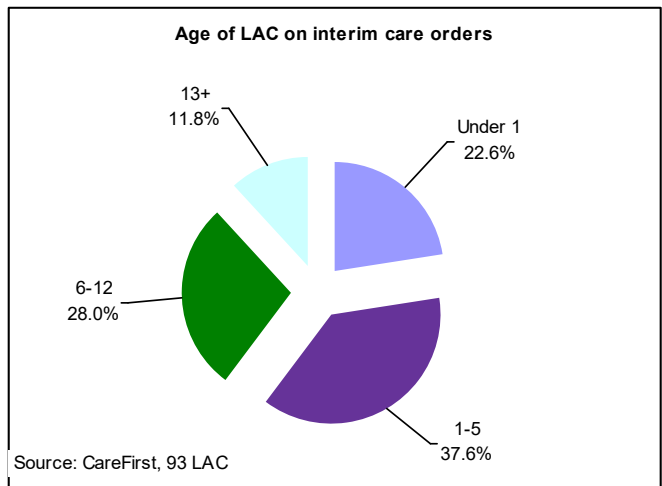
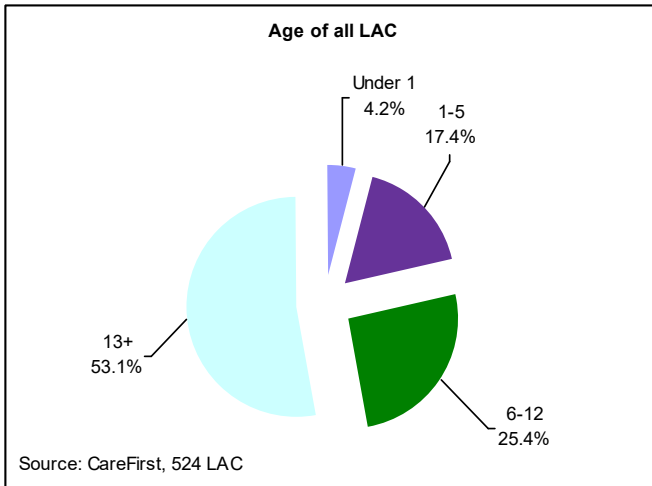


End of January figures show that 18% of looked after children were on interim care orders. This figure has fluctuated slightly over the last four years and has shown a slight increase.

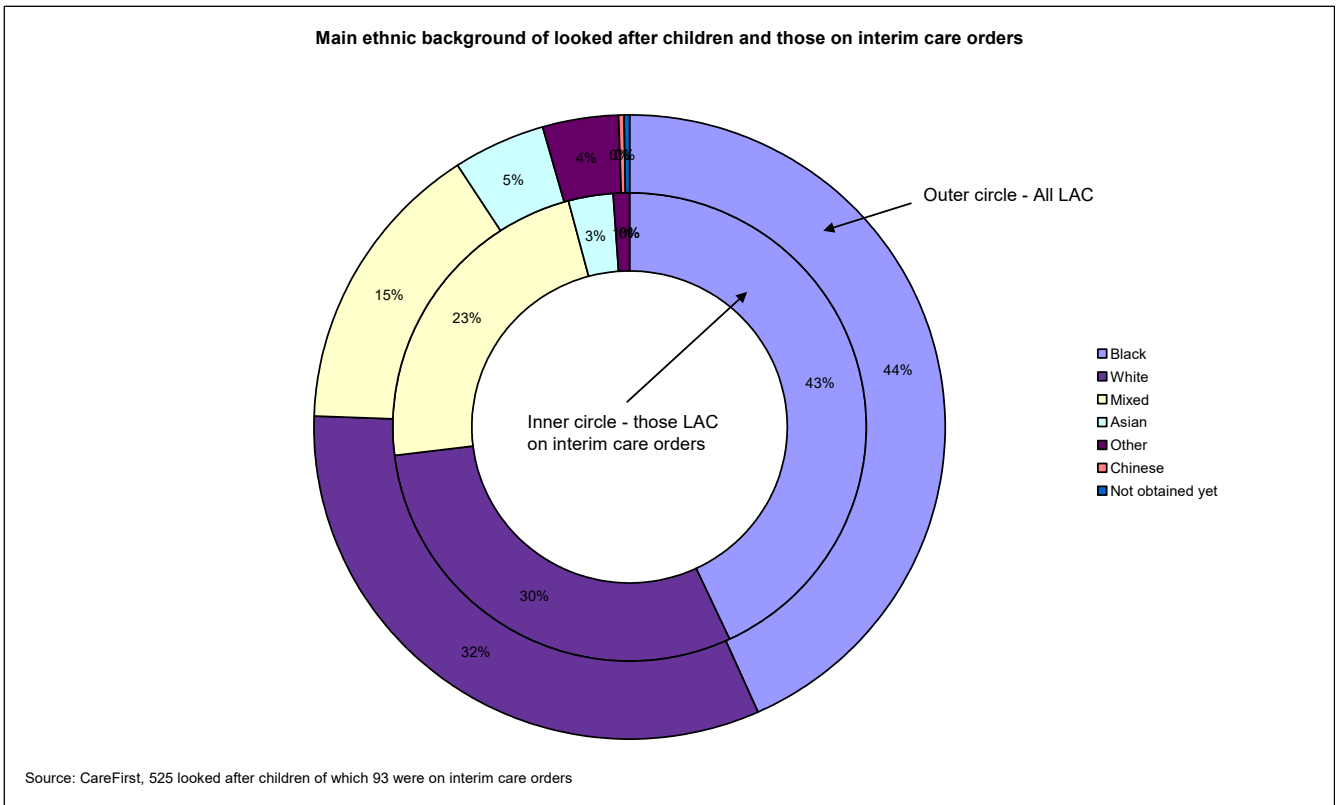
	2007	2008	2009	2010	Jan 2011
Looked after children as at 31st March	625	575	535	555	525
of which, are on interim care orders	85	65	75	85	93

Source: DfE published data excluding Jan 2011 where data is from CareFirst

The age breakdown for looked after children on interim care orders is quite different in comparison to the whole looked after cohort with a higher proportion of younger children (under 6). Of those children in care end of January 2011 over half were aged 13 or above and a quarter between 6 and 12. One fifth of children in care were aged 5 or under. Of those children aged under 1 all but one were on interim care orders and nearly two fifths of those aged between 1 and 5 years were also on interim care orders.



The ethnic background of all looked after children and those on interim care orders also showed slight differences with the main difference being a higher proportion of looked after children on interim care orders of a mixed background (23%) compared to all looked after children (15%).



However, a further breakdown shows the largest difference between the 2 groups was between white British (6pp higher for all LAC compared to those on interim care orders). This was followed by children with other white and mixed white & black Caribbean backgrounds.

Ethnicity of LAC and those on interim care orders

